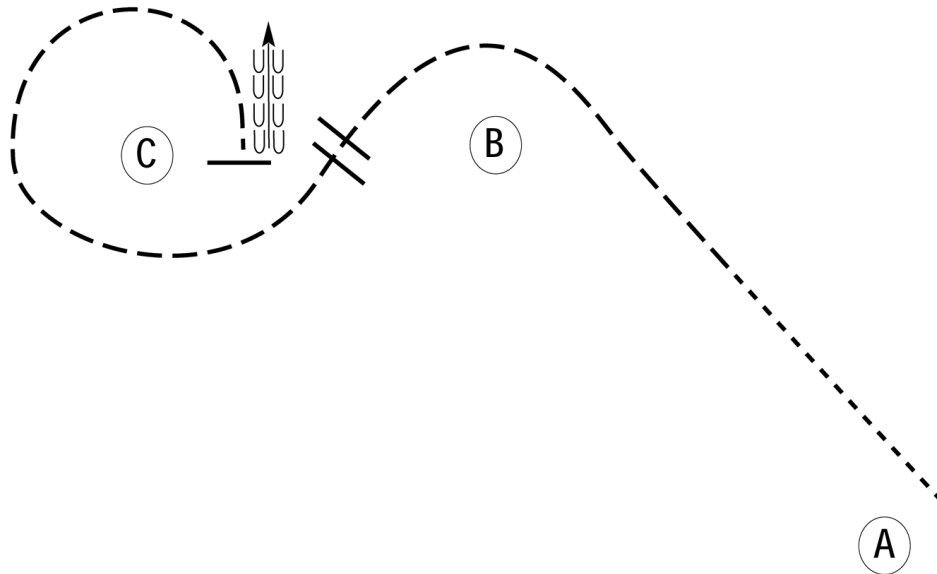


PBCMP Pleasure Show

All Lead-Line Equitation Classes (Walk Only)

Show Date: 10-02-2022



Be ready at A.

1. Walk halfway to B.
2. Sitting trot to B.
3. Posting trot on the right diagonal from B, halfway to C.
4. Change diagonals halfway to C.
5. Posting trot on the left diagonal to and around C.
6. Stop at C.
7. Back approximately one horse length.

Walk	-----
Trot	- - - - -
Extended Trot	-----
Canter	-----
Leg Yield	
Lead Change	↙ ↘
Back	← ← ← ← ←
Marker	(B)
Sidepass	← →
Hand Gallop	-----

[HSE/WT-12]

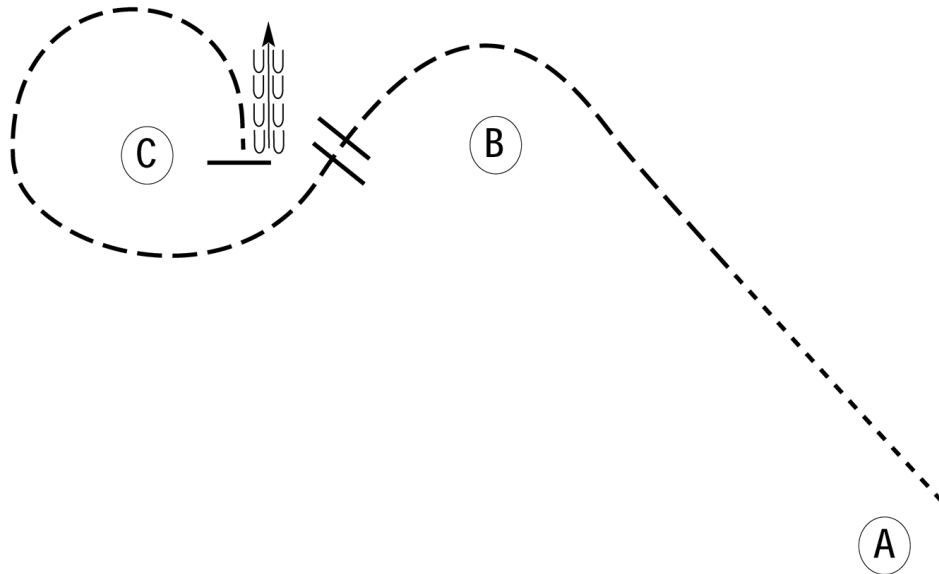
Pattern Provided by:

Cindy Mergaert

PBCMP Pleasure Show

W/J-T Off Lead Equitation 10 & Under

Show Date: 10-02-2022



Be ready at A.

1. Walk halfway to B.
2. Sitting trot to B.
3. Posting trot on the right diagonal from B, halfway to C.
4. Change diagonals halfway to C.
5. Posting trot on the left diagonal to and around C.
6. Stop at C.
7. Back approximately one horse length.

Walk	-----
Trot	- - - - -
Extended Trot	-----
Canter	-----
Leg Yield	
Lead Change	↙ ↘
Back	← ← ← ← ←
Marker	⊙
Sidepass	← →
Hand Gallop	-----

[HSE/WT-12]

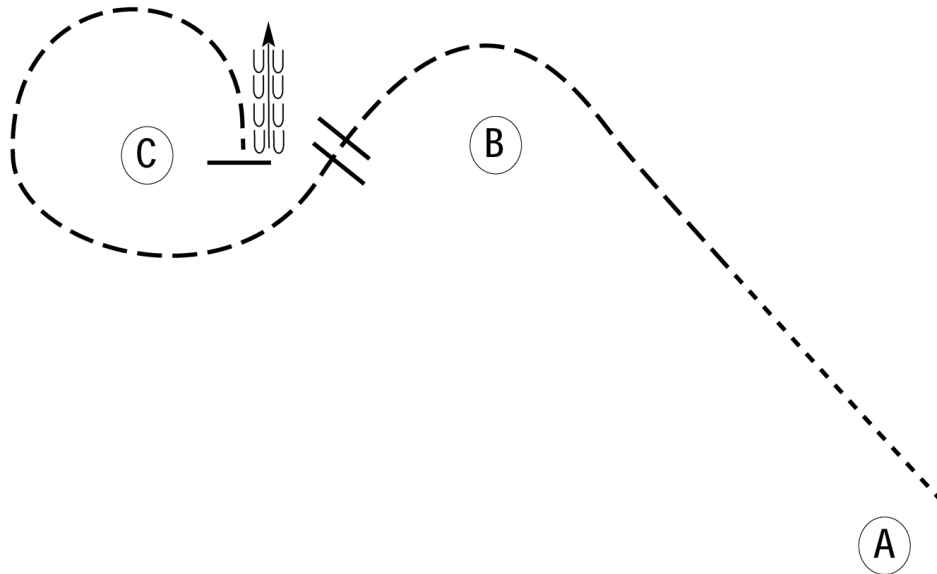
Pattern Provided by:

Cindy Mergaert

PBCMP Pleasure Show

18 & Under/Adult/Open W/T Equitation

Show Date: 10-02-2022



Be ready at A.

1. Walk halfway to B.
2. Posting trot on the right diagonal to and around B and halfway to C.
3. Change diagonals halfway to C.
4. Posting trot on the left diagonal to and around C.
5. Stop at C.
6. Back approximately one horse length.

Walk	-----
Trot	- - - - -
Extended Trot	- - - - -
Canter	—————
Leg Yield	
Lead Change	↘ ↙
Back	← ← ← ← ←
Marker	(B)
Sidepass	← - - - - →
Hand Gallop	—————

[HSE/WT-13]

Pattern Provided by:

Cindy Mergaert

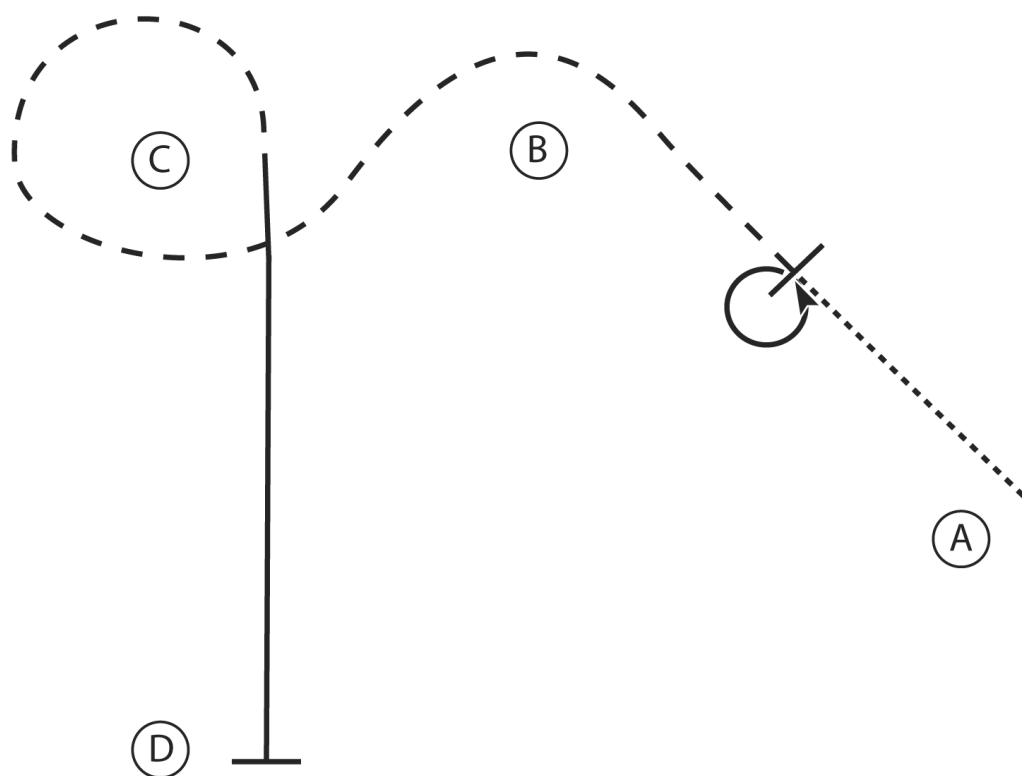
PBCMP Pleasure Show

Pre-English/18 & Un/Adult/Open Eq W/T/C

Show Date: 10-02-2022

w w w . H o r s e S h o w P a t t e r n s . c o m

w w w . H o r s e S h o w P a t t e r n s . c o m



1. At A walk halfway to B
2. Stop and perform a 360 degree turn to the left on the hindquarters
3. Posting trot to and around B and in a circle around C, performing proper change of diagonal
4. At C canter to D on the right lead
5. Stop at D
6. Back one horse length

Walk
Trot	- - - - -
Extended Trot	— — — — —
Canter	—————
Leg Yield	
Lead Change	↖ ↗
Back	← ← ← ← ←
Marker	⊙ (B)
Sidepass	← — — — — →

[HSE/2-1]

Pattern Provided by:
Cindy Mergaert

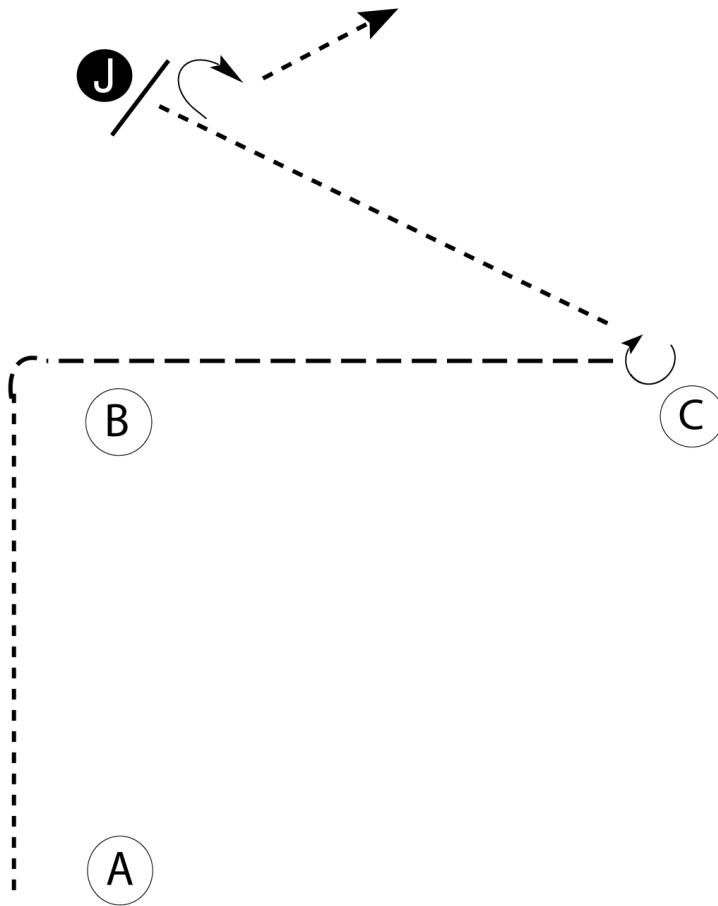
PBCMP Pleasure Show

Mini & Pony & 1st Year Showmanship

Show Date: 10-02-2022

w w w . H o r s e S h o w P a t t e r n s . c o m

w w w . H o r s e S h o w P a t t e r n s . c o m



Be ready at A.

1. Walk to B.
2. Trot to C.
3. Stop at C.
4. 5/8 turn at C.
5. Walk to judge and set up for inspection.
6. When dismissed 1/4 turn and walk off.

- Walk - - - - -
- Trot - - - - -
- Back ←
- Marker (B)
- Judge (J)

[S/1-20]

Pattern Provided by:

Cindy Mergaert

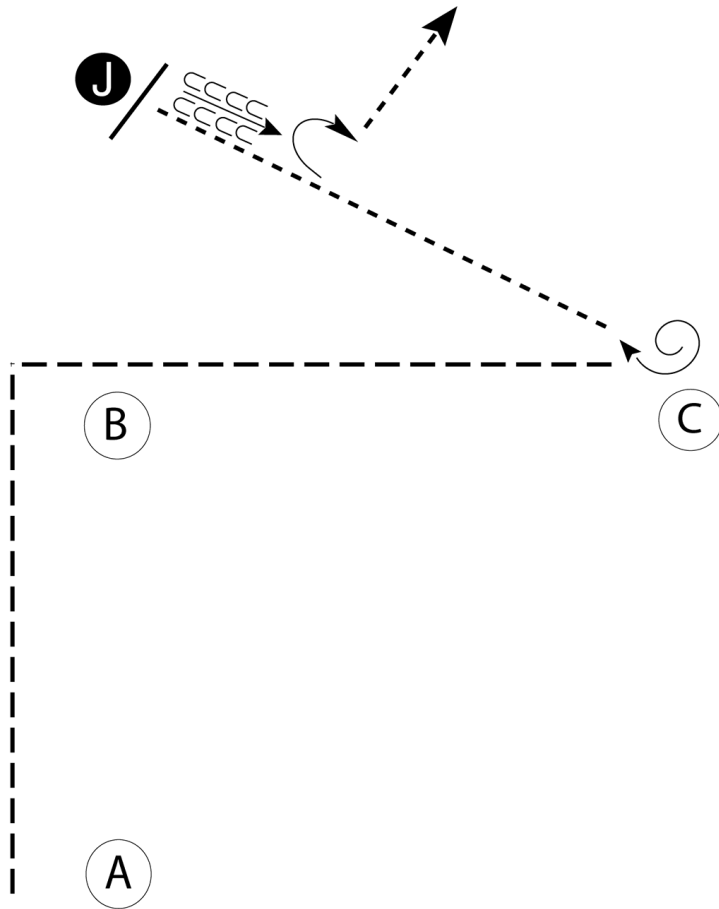
PBCMP Pleasure Show

18 & Under & Adult Showmanship

Show Date: 10-02-2022

w w w . H o r s e S h o w P a t t e r n s . c o m

w w w . H o r s e S h o w P a t t e r n s . c o m



Be ready at A.

1. Trot to B.
2. Trot the corner at B and continue to trot to C.
3. Stop at C.
4. 1 5/8 turn at C.
5. Walk to judge and set up for inspection.
6. When dismissed, back one horse length.
7. 1/4 turn and walk off.

Walk
Trot	- - - - -
Back	← — — — — — — — —
Marker	Ⓟ
Judge	Ⓝ

[S/2-20]

Pattern Provided by:
Cindy Mergaert

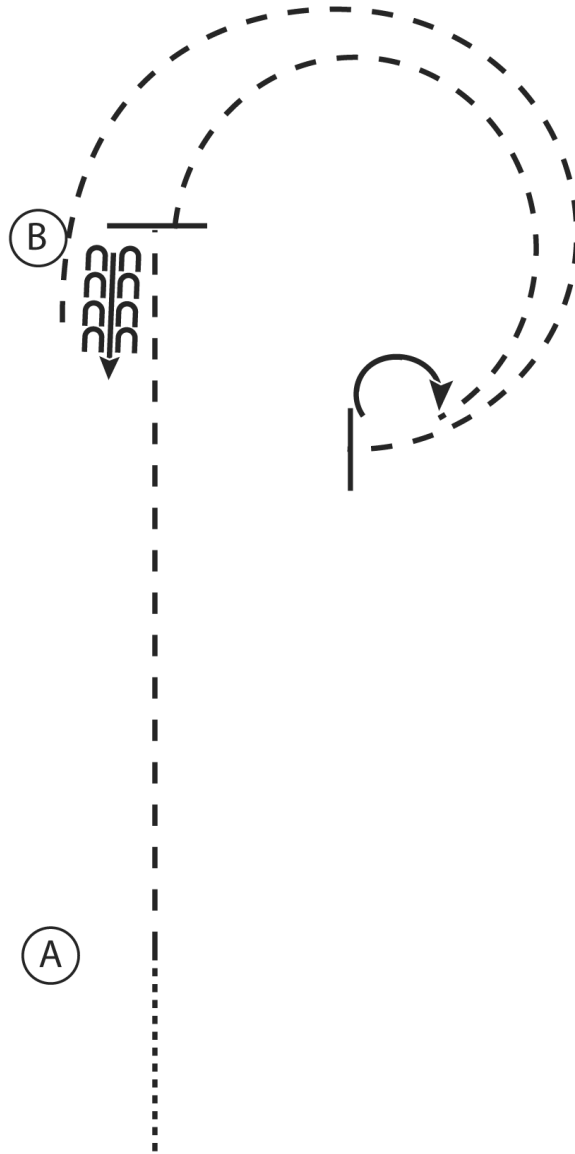
PBCMP Pleasure Show

18 & Under/Adult/Open W/J Horsemanship

Show Date: 10-02-2022

w w w . H o r s e S h o w P a t t e r n s . c o m

w w w . H o r s e S h o w P a t t e r n s . c o m



1. Walk to A
2. Jog A to B
3. At B stop and back
4. Jog 3/4 circle to the right
5. Stop and perform a 180 degree turn to the right on the hindquarter
6. Jog a circle back to B
7. Stop at B

Walk
Jog	- - - - -
Extended Jog	- - - - -
Lope	—————
Leg Yield	
Lead Change	↘ ↙
Back	←←← ←←←
Marker	(B)
Sidepass	←- - - ->

[WH/WT-12]

Pattern Provided by:

Cindy Mergaert

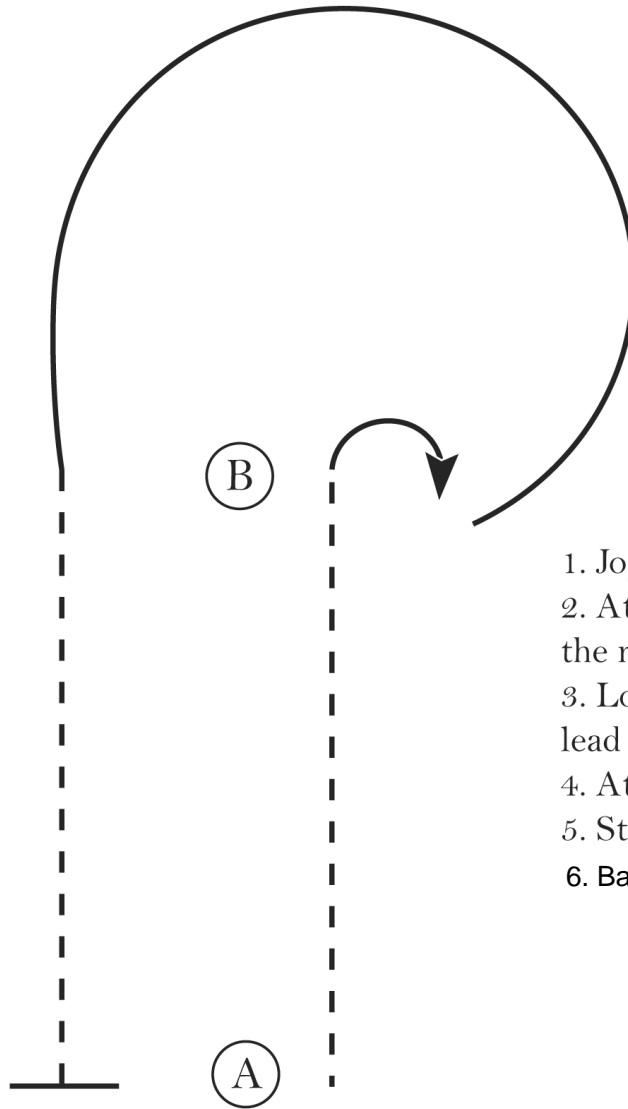
PBCMP Pleasure Show

Pre & 18 & Under Western Horsemanship

Show Date: 10-02-2022

w w w . H o r s e S h o w P a t t e r n s . c o m

w w w . H o r s e S h o w P a t t e r n s . c o m



1. Jog A to B
2. At B perform a 90 degree turn to the right
3. Lope a circle around B on the left lead
4. At B jog to A
5. Stop at A.
6. Back one horse length

Walk
Jog	- - - - -
Extended Jog	- - - - -
Lope	—————
Leg Yield	
Lead Change	↙ ↘
Back	←←←←←
Marker	(B)
Sidepass	←←←←←

[WH/1-14]

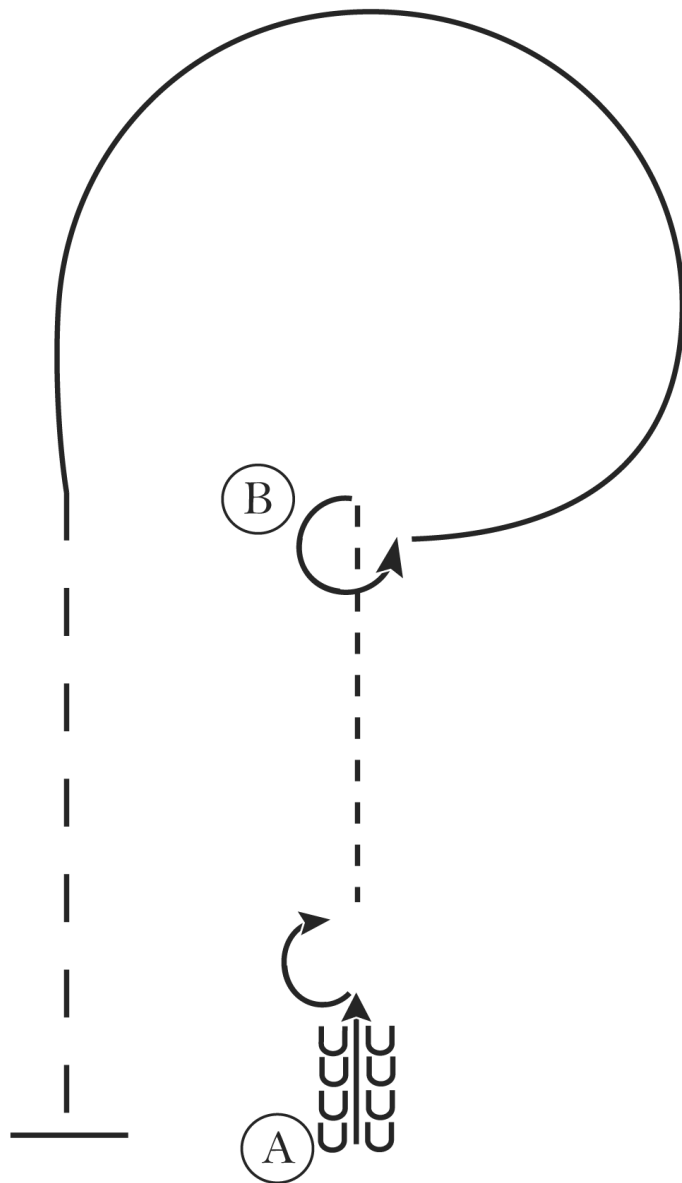
Pattern Provided by:

Cindy Mergaert

PBCMP Pleasure Show

Adult & Open Horsemanship

Show Date: 10-02-2022



1. Back 4 steps at A.
2. Perform a 180 degree turn to the right.
3. Jog to B.
4. At B perform a 270 degree turn to the left .
5. Lope a circle around B on the left lead.
6. At B extend the jog to A.
7. At A stop.

Walk
Jog	-----
Extended Jog	-----
Lope	—————
Leg Yield	
Lead Change	—/—
Back	←←←← →→→→
Marker	(B)
Sidepass	←←←←

[WH/2-8]

Pattern Provided by:

Cindy Mergaert

